

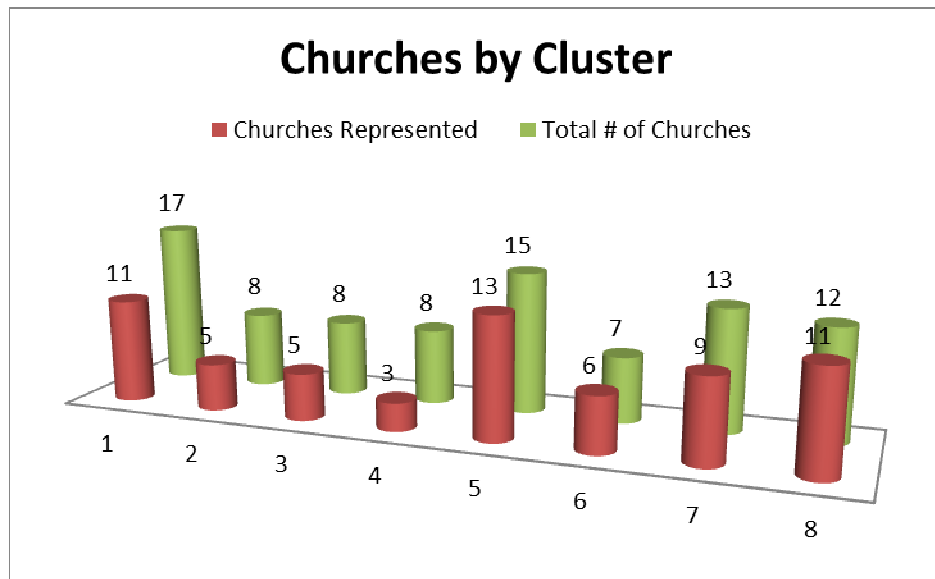
Committee on Representation
2011 Statistical Report
Report to 117th Stated Meeting

1) Number of persons elected and serving Presbytery as of March 1, 2011: **215**.

- Persons counted have been nominated by the Committee on Nominations, or elected directly by the geographical clusters as officers, on committees, councils or boards of the Presbytery;
- The Cluster Organization has changed, so that there are now eight (8) clusters;
- Six (6) Administrative commissions are included this year;
- This number represents thirty-two (32) persons who serve in more than one place; they are counted multiple times – once for each chair they fill;

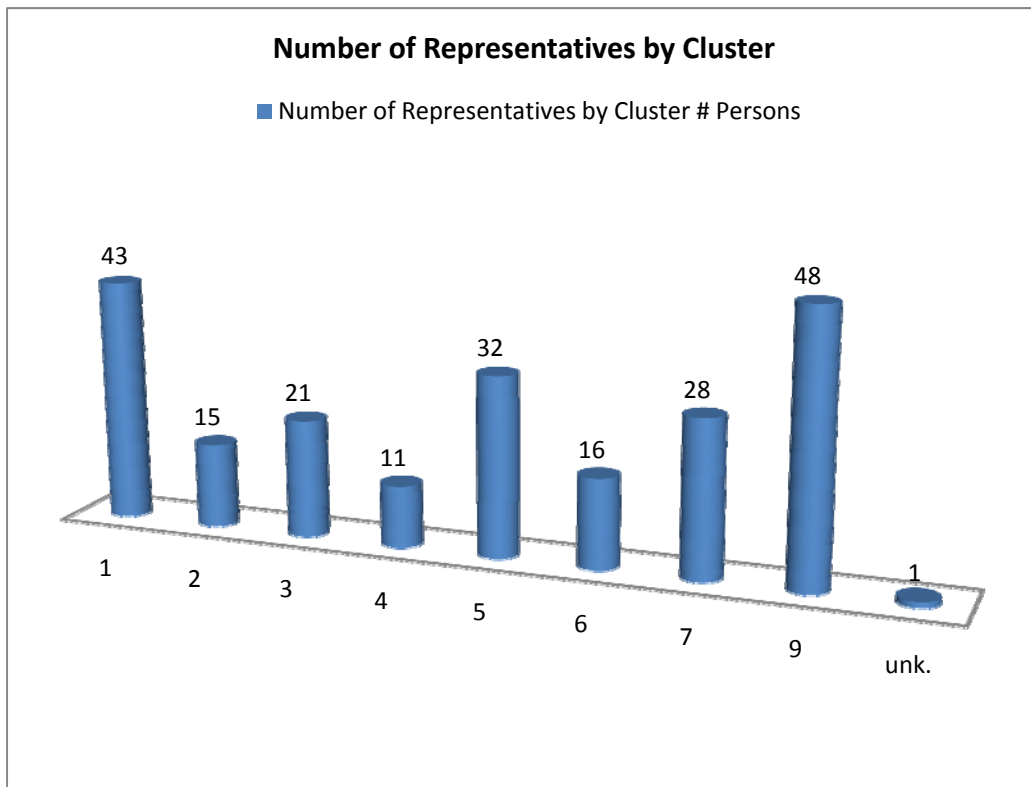
2) Number of different churches represented by persons elected: **63 of 88 churches**.

- 72% of churches are participating in the work of Presbytery;
- The Hispanic Fellowship NCD participates;
- Persons counted above include seven (7) Pastors at large and fifteen (15) Honorably Retired Pastors, who are not associated with a particular congregation.
- The number of churches *participating* in the work of Presbytery has been very consistent over the past five (5) years (62 – 65). The *total number* of churches is declining, so that the percentage of participation is slowly growing (67% -> 72%).



3) Number of persons per cluster and percentage of group:

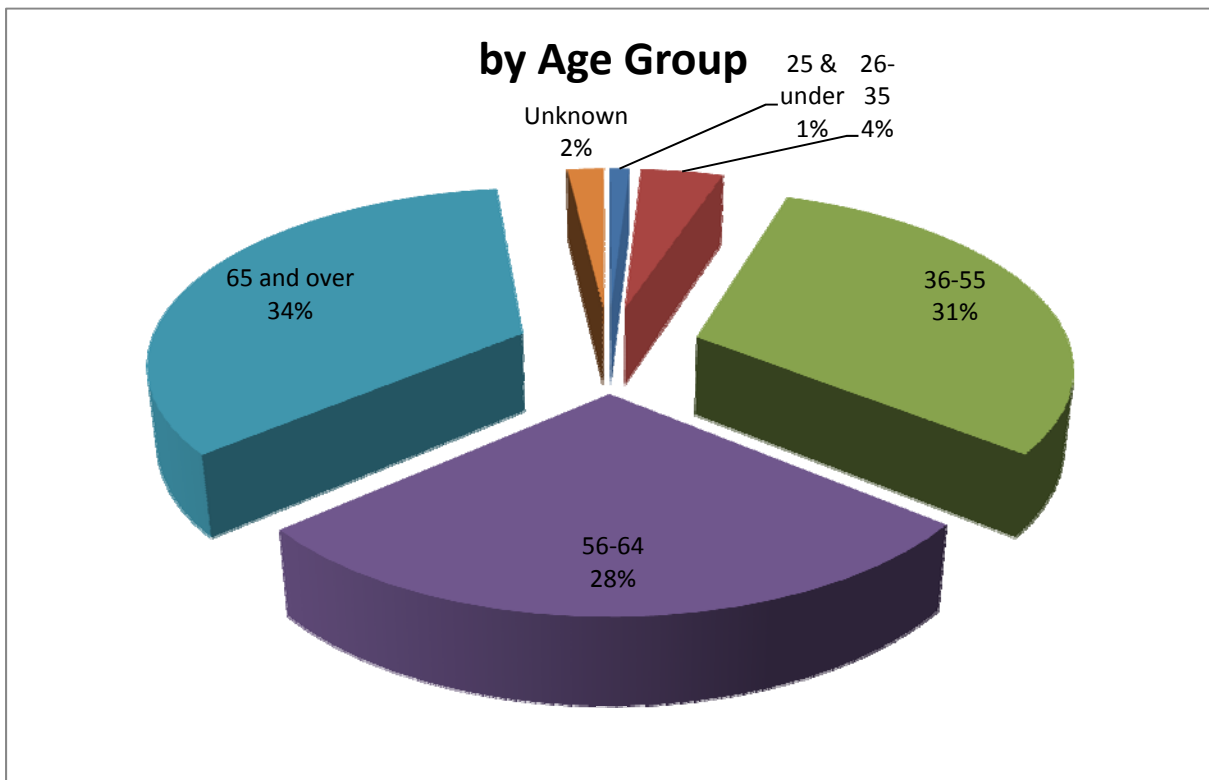
Cluster	Description	# Persons	% of total group
1	17 churches in Northwest AR; 1 NCD	43	20 %
2	8 churches in north central AR	15	7 %
3	8 churches in northeast AR	21	10 %
4	8 churches in east central AR	11	5 %
5	15 churches in south central AR	32	15 %
6	7 churches in west AR; 2 groups	16	8 %
7	13 churches in west central AR	28	13 %
9	13 churches in Pulaski County +	48	22 %
UNK	Unknown affiliation	1	< 1 %



4) Ages of persons and percentage of group:

Observation: The Youth Committee, comprised predominantly of young adults and youth, is not included in our count, because it is a subcommittee.

Age Group	# Persons	% of Total Group
25 & Under	2	1 %
26 – 35	9	4 %
36 – 55	66	31 %
56 - 64	60	28 %
64 and up	74	34 %
UNK	4	2 %

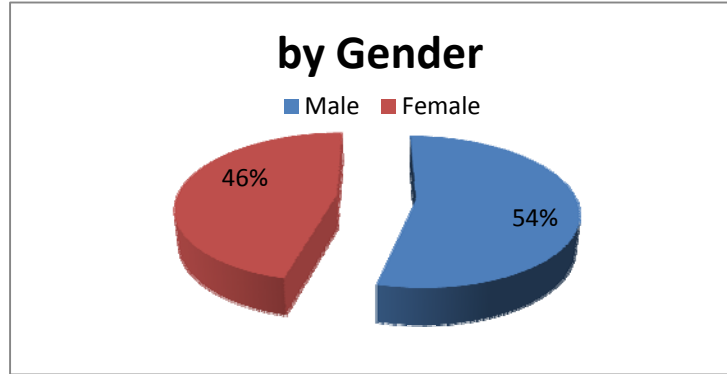


5) Marital Status of persons and percentage of group – **no information.**

6) Gender of persons and percentage of group:

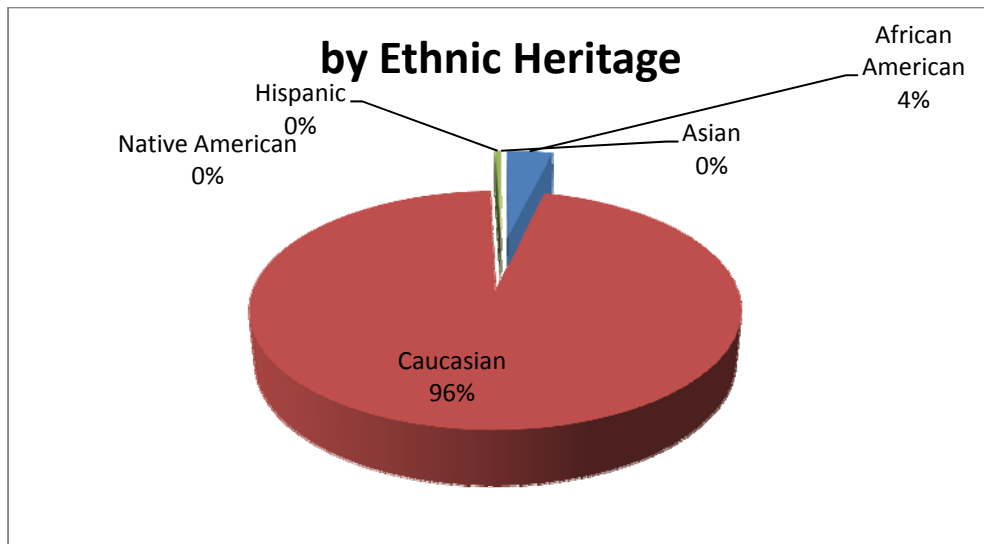
Observation: These figures are closet to a 50/50 parity than has been the case in previous years.

Gender	# Persons	% of Total Group
Male	116	54 %
Female	99	46 %



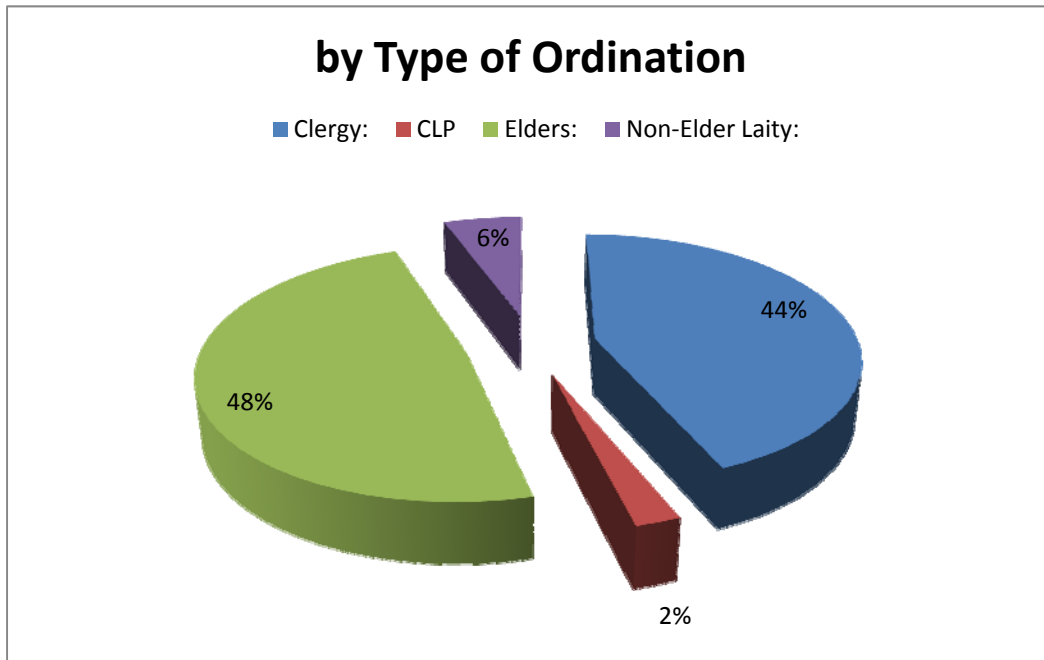
7) Ethnic heritage of persons and percentage of group:

Ethnicity	# Persons	% of Total Group
African American	8	4 %
Caucasian	206	96 %
Hispanic	1	< 1 %
Asian	0	%
Native American	0	%



8) Type of ordination represented by number of persons and percentage of group:

Ordination	# Persons	% of Total Group
Clergy	94	44 %
Commissioned Lay Pastor	5	2 %
Elder	104	48 %
No-Ordained Laity	12	6



9) Number of persons with disabilities and percentage of group:

- Nine (9) persons report themselves having a disability; 4%.
- The nature and severity of the disabilities were not reported.
- This category has never been clearly defined, and is therefore difficult to quantify.

10) Churches that do not have any staff or members serving (25 churches):

- a) Alma, First (Cluster VI)
- b) Atkins, Memorial (Cluster VII)
- c) Beebe, First (Cluster VII)
- d) Bentonville, Vaughn (Cluster I)
- e) Brinkley, First (Cluster IV)
- f) Cane Hill Church, Cane Hill (Cluster I)
- g) Farmington, Walnut Grove Presbyterian (Cluster I)
- h) Gamaliel, One-o-One (Cluster II)
- i) Gravette, First (Cluster I)
- j) Huntsville, First (Cluster I)
- k) Hardy, Spring River (Cluster III)
- l) Heber Springs, First (Cluster VII)
- m) Helena, First (Cluster IV)
- n) Marianna, First (Cluster IV)
- o) McGehee, First (Cluster V)
- p) Morrilton, Hopewell (cluster VII)
- q) Mountain Home, First (Cluster II)
- r) Newport, First (Cluster III)
- s) North Little Rock, First (Cluster IX)
- t) Paragould, First (Cluster III)
- u) Pea Ridge, Mount Vernon (Cluster I)
- v) Pine Bluff, Faith (Cluster V)
- w) Russellville, Central (Cluster VII)
- x) Stuttgart, First (Cluster IV)
- y) West Helena, Cleburne Avenue (Cluster IV)

11) Recommendations to Presbytery (no motion or vote required):

- With respect to **Item 1**: The practice of one person serving in more than one elected capacity in a given year is to be avoided when possible. While we are grateful to those who are generous enough to serve in multiple capacities, we would encourage broader participation from the body of Christ.
- With respect to **Item 5**: Very few responded to questions about marital status. We have the sense that this is not an issue when considering persons for nomination. *We recommend that the category of marital status be dropped in future.* The category could always be included in future years if a concern arises that those of a particular marital status are discriminated against.
- With respect to **Item 9**: In the interest of bringing greater clarity to the category of 'disability', *we recommend that in future respondents be asked to reply to category of disability: vision, hearing, mobility.*